



LED Light Panel

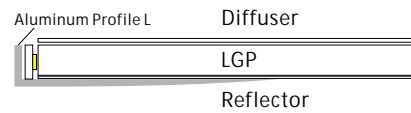
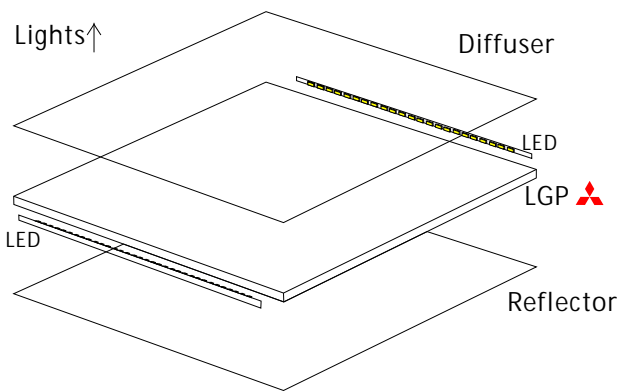
 constant voltage
12v/24v DC



LED Light Panel

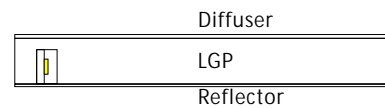
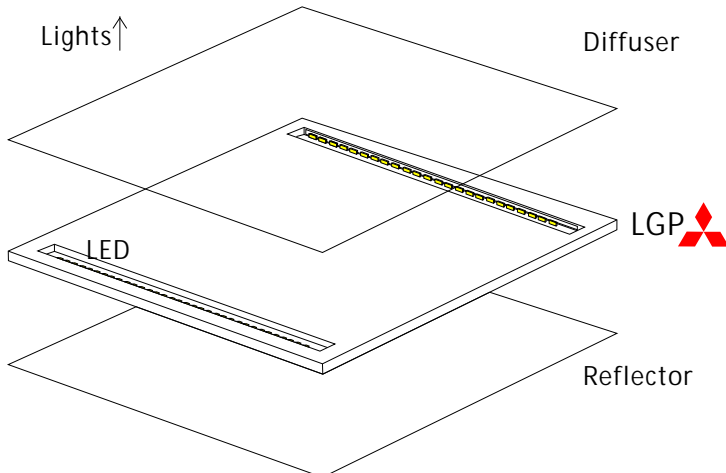


Light Panels are highly customized product category, they are basically produced for specific project.



A lot of panels are out of solution A.

The overall thickness is 5.5-6mm. It's compact, and bright. This solution is only for single-side lighting.



Round/ Oval shape available.

LED Light Panel

* Maximum 1.2*2.4m(4*8')

Input Voltage	12/24V DC Constant Voltage		
Power	12w-14.4w/ meter (2835 LED)	10w/ meter (5050RGB)	
Thickness	LGP 4mm-12mm		
LED Strip	1 edge(short side<300mm)	2 edges(300mm<short side<1000mm)	4 edges(short side>1000mm)
Surface Lux	4000-5000lux		
Plug	Euro plug, US plug, ect.		
Efficacy, CRI	85-100lm/w, 80-90Ra		
Uniformity	>90%		

Standard CCT:
3000-3500k | 4000-4250k | 5000-5300k | 6000-6500k

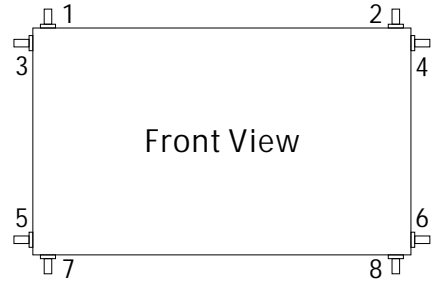
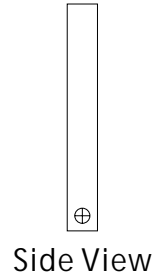
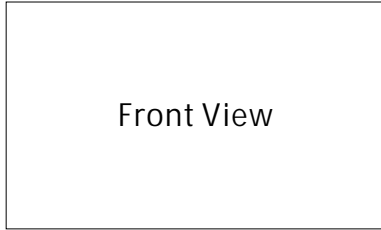
The parameters in the table is our common standards, as the LED Light Panel can highly customized, they are capable of any shapes, sizes, colors, and parameters. Any special project requirement, please contact our representatives.

Standard Power Cord- 2.1*5.5mm female DC plug


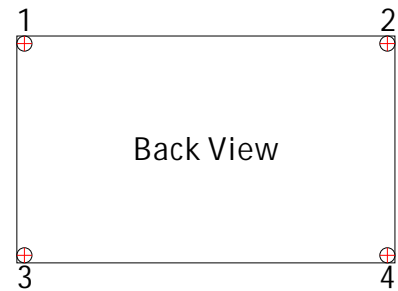
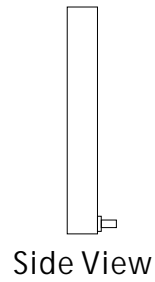


LED Light Panel

A- wire cord exiting on edges



B- wire cord exiting on backside





Don't limit your imagination. These light panels could be on shelves, in LED signage. They could be customized in any size, any shape. Square, round, ellipse all are possible.

Do not hesitate to contact our sales representative for your next project.

